

## 7 Complete the table. Add one pet.

Then ask three friends and tick (✓) or cross (X).



Uzupełnij tabelkę. Dodaj jedno zwierzę domowe.

Następnie zadaj pytania trzem osobom i zaznacz ✓ (Tak) lub ✗ (Nie).

Have you got a ...					
	brother?	sister?	cat?	dog?	_____?
Me					
Friend					
Friend					
Friend					



## 12 Read the letter and underline the answers in the text. Then complete the table.



Przeczytaj list i podkreśl odpowiedzi w tekście. Następnie uzupełnij tabelkę.

Dear Friend!

Hello! I'm Anna. I'm eight. I've got red hair and blue eyes.

I've got a mum and a dad. I've got two brothers. I haven't got a sister.

I've got a dog and a rabbit. I like animals!

How old are you? Have you got a sister?

Love,

Anna

Name	Anna
How old	1
Hair	2
Eyes	3
Family	4
Pets	5


15

**Look at the picture and write the words.**

Opisz rodzinę. Popatrz na obrazek i napisz właściwe słowa.

sister granddads brother uncle  
cousin aunt grandmas dad

This is my family tree. I've got two <sup>1</sup> granddads  
and two <sup>2</sup> \_\_\_\_\_. I've got a mum and  
a <sup>3</sup> \_\_\_\_\_. I've got an <sup>4</sup> uncle.  
I haven't got an <sup>5</sup> \_\_\_\_\_. I haven't got  
a <sup>6</sup> cousin. I've got a twin <sup>7</sup> \_\_\_\_\_.  
I haven't got a <sup>8</sup> \_\_\_\_\_.



PHOTOCOPIABLE © Pearson Education Ltd. 2015

New English Adventure 2


16

**Look and complete the text about this animal.**

Popatrz i uzupełnij tekst na temat tego zwierzęcia.

beak wings fins swim tail legs fly

It's got four <sup>1</sup> \_\_\_\_\_. It's got a short <sup>2</sup> \_\_\_\_\_.  
It's got a <sup>3</sup> beak  
but it hasn't got <sup>4</sup> \_\_\_\_\_.  
It can't <sup>5</sup> \_\_\_\_\_.  
It can <sup>6</sup> \_\_\_\_\_.  
but it hasn't got <sup>7</sup> fins.



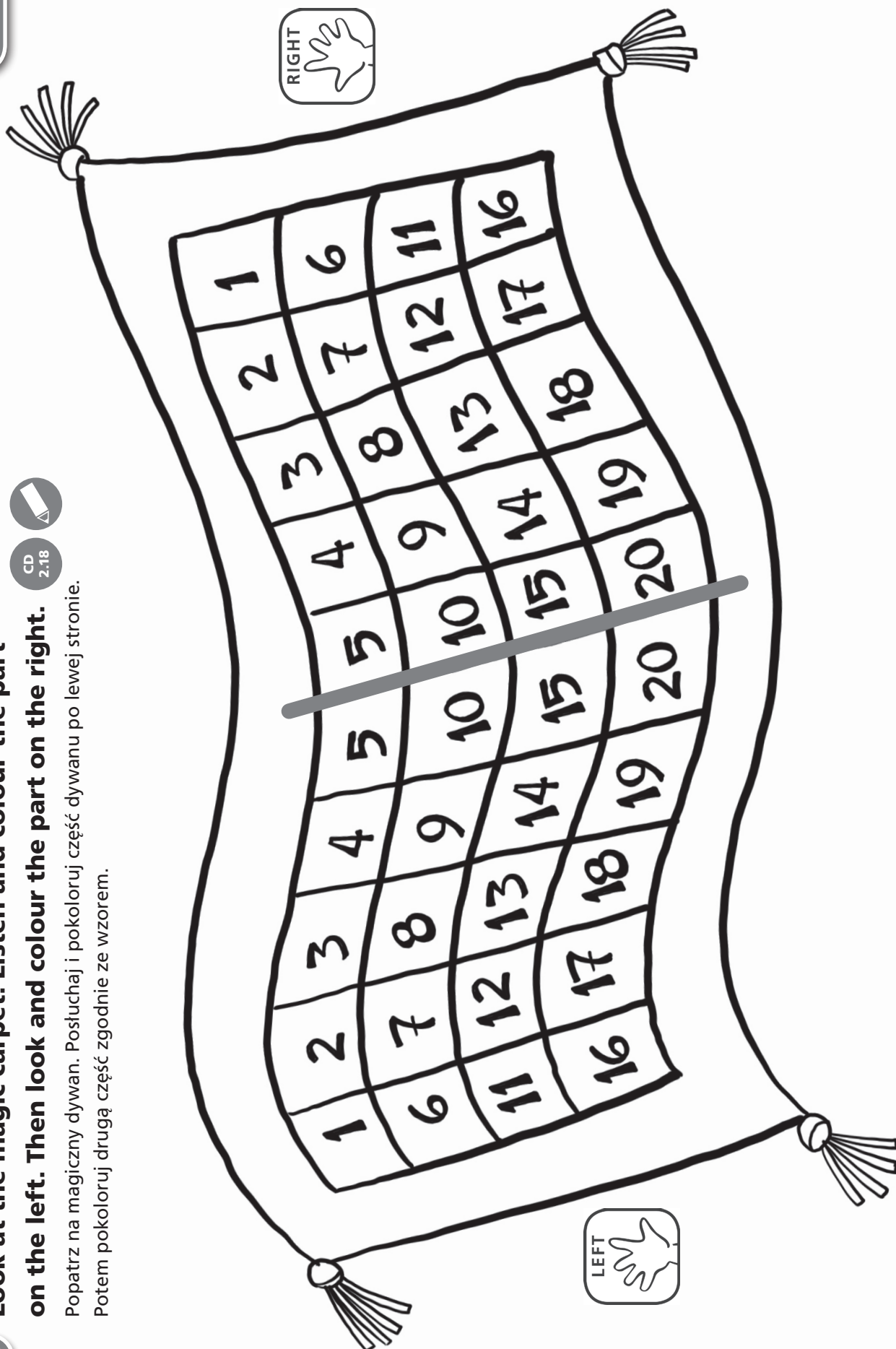
PHOTOCOPIABLE © Pearson Education Ltd. 2015

New English Adventure 2

16

**Look at the magic carpet. Listen and colour the part on the left. Then look and colour the part on the right.**

Popatrz na magiczny dywan. Posłuchaj i pokoloruj część dywanu po lewej stronie. Potem pokoloruj drugą część zgodnie ze wzorem.

CD  
2.18

**6 Listen and draw the smileys. Then say.**CD  
2.43

Posłuchaj i narysuj buźki. Potem powiedz.

**1****2**

PHOTOCOPIABLE © Pearson Education Ltd. 2015

New English Adventure 2

**15 Read the postcard. Write the missing words.**

Przeczytaj tekst na pocztówce. Uzupełnij go właściwymi wyrazami.

like    town    white    island

Dear Grandma,

I'm on an <sup>1</sup> \_\_\_\_\_ in Greece.It's Santorini. This is the <sup>2</sup> \_\_\_\_\_.There are lots of small <sup>3</sup> \_\_\_\_\_houses here. I <sup>4</sup> \_\_\_\_\_ Santorini!

Love,

Katie





**7**



**Cut out and colour. Then listen and play.**



CD  
3.8



Wytnij obrazki i pokoloruj je. Potem posłuchaj i zagraj w grę.



1 Listen, point and repeat. Then listen, colour and write.

CD  
3.34

Posłuchaj, wskaż obrazki i powtórz wyrazy. Potem posłuchaj, pokoloruj i napisz wyrazy.

wizard spider monster mask broomstick

1



2



3

4



5



PHOTOCOPIABLE © Pearson Education Ltd. 2015

New English Adventure 2

1 Listen and read. Then complete the text.

CD  
3.46

Posłuchaj nagrania i przeczytaj tekst. Uzupełnij go właściwymi wyrazami.

leaves crown maypole ribbons dance flowers

I like May Day. There's no school.

I'm wearing a <sup>1</sup>\_\_\_\_\_.There are <sup>2</sup>\_\_\_\_\_ and <sup>3</sup>\_\_\_\_\_  
on my crown.Look at the <sup>4</sup> maypole.There are red and blue <sup>5</sup> ribbons.I can sing and <sup>6</sup>\_\_\_\_\_. Can you dance?

**Pearson Education Limited**

Edinburgh Gate, Harlow  
Essex CM20 2JE  
England  
and Associated Companies throughout the world.  
[www.pearson.pl](http://www.pearson.pl)

Copyright © Pearson Education Limited 2015  
Copyright © 2015 Disney Enterprises, Inc. All rights reserved.

The rights of Viv Lambert and Anne Worrall to be identified as authors of this work have been asserted by them in accordance with the Copyright, Designs and Patents Act 1988.

*All rights reserved; no part of this publication may be reproduced, stored in a retrieval system, or transmitted in any form or by any means, electronic, mechanical, photocopying, recording, or otherwise without the prior written permission of the Publishers.*

Photocopying: the copyright holders grant permission for the photocopying of those pages marked 'photocopiable' according to the following conditions. Individual purchasers may make copies for their own use or for use by classes that they teach. School purchasers may make copies for use by staff and students, but this permission does not extend to additional schools or branches. Under no circumstances may any part of this book be photocopied for resale.

First published 2015

Illustrated by Davide Ortu and Gustavo Mazali.

**The publisher would like to thank the following for their kind permission to reproduce their photographs:**  
**123RF.com:** Maxim Petrichuk; **Fotolia.com:** goodluz, Johan Larson, migtach; **Shutterstock.com:** Morphart Creation.  
All other images © Pearson Education

Every effort has been made to trace the copyright holders and we apologise in advance for any unintentional omissions. We would be pleased to insert the appropriate acknowledgement in any subsequent edition of this publication.